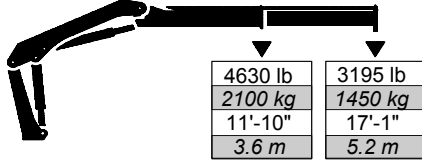
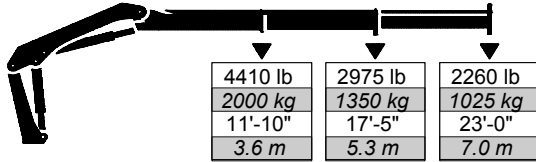


## 8/55 Lifting Capacities

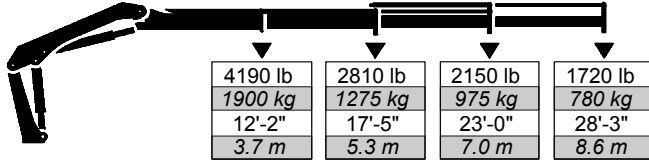
### 8/55 - 1 Hydraulic



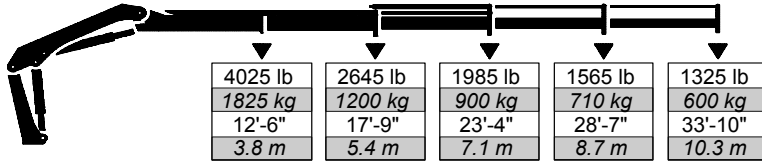
### 8/55 - 2 Hydraulic



### 8/55 - 3 Hydraulic



### 8/55 - 4 Hydraulic



Note: Crane appearance subject to change.

## 8/55 Specifications

Outrigger Pad Diameter	6" (160 mm)
Crane Storage Height	6' 6" (1975 mm)
Mounting Space ***	2' 2" (670 mm)
Rotational Torque	6870 ft-lb (950 kgm)
Rotation	400°
Optimum Pump Flow	9.2 gpm (35 l/min)
System Pressure	4,135 psi (285 bar)
Oil Reservoir Capacity	11 gal (42 L)
Outrigger Extension Span	
Standard (manual out /hydraulic down)	14' 9" (4500 mm)
Weight	360 lb (164 kg)
Option (hydraulic out / hydraulic down)	18' 4" (5600 mm)
Weight	540 lb (245 kg)

## Minimum Chassis Specifications

Front Axle Rating (GAWR)	7,000 lb (3,175 kg)
Rear Axle Rating (GAWR)	15,000 lb (6,805 kg)
Resistance To Bending Moment	780,000 in-lb (89,865 kg-m)

8/55	1 - Hydraulic	2 - Hydraulic	3 - Hydraulic	4 - Hydraulic
Crane Rating*	54,970 ft-lb (7.6 tm)	52,080 ft-lb (7.2 tm)	50,630 ft-lb (7.0 tm)	49,910 ft-lb (6.9 tm)
Maximum Horizontal Reach	17' 5" (5.3 m)	23' 4" (7.1 m)	28' 10" (8.8 m)	34' 5" (10.5 m)
Maximum Vertical Reach	23' 7" (7.2 m)	28' 10" (8.8 m)	36' 9" (11.2 m)	39' 4" (12.0 m)
Maximum Capacity	6120 lb (2775 kg)	5950 lb (2700 kg)	5820 lb (2640 kg)	5690 lb (2580 kg)
Max Cap @ Max Reach	3195 lb (1450 kg)	2260 lb (1025 kg)	1720 lb (780 kg)	1325 lb (600 kg)
Crane Weight **	2050 lb (930 kg)	2215 lb (1005 kg)	2370 lb (1075 kg)	2515 lb (1140 kg)
Hook Approach				
Vertical	8' 5" (2.57 m)	8' 2" (2.49 m)	7' 11" (2.41 m)	7' 8" (2.33 m)
Horizontal	2' 9" (0.84 m)	2' 11" (0.89 m)	3' 1" (0.94 m)	3' 3" (1.0 m)
Center of Gravity - Stored				
Vertical	1' 8" (510 mm)	1' 9" (525 mm)	1' 10" (550 mm)	1' 10" (560 mm)
Horizontal (C/L Rot To Bridge)	7" (180 mm)	7" (180 mm)	7" (180 mm)	7" (180 mm)

\* Crane rating (ft-lb) is the rated load (lb) multiplied by the respective distance (ft) from centerline of rotation with all extensions retracted and the inner and outer booms in a horizontal position, per ANSI B30.22. \*\* Crane weight does not include outriggers. \*\*\* Maximum swing clearance radius required is 21" (540 mm) at 7' (2135 mm).

© 2008 Iowa Mold Tooling Co., Inc. All Rights Reserved.



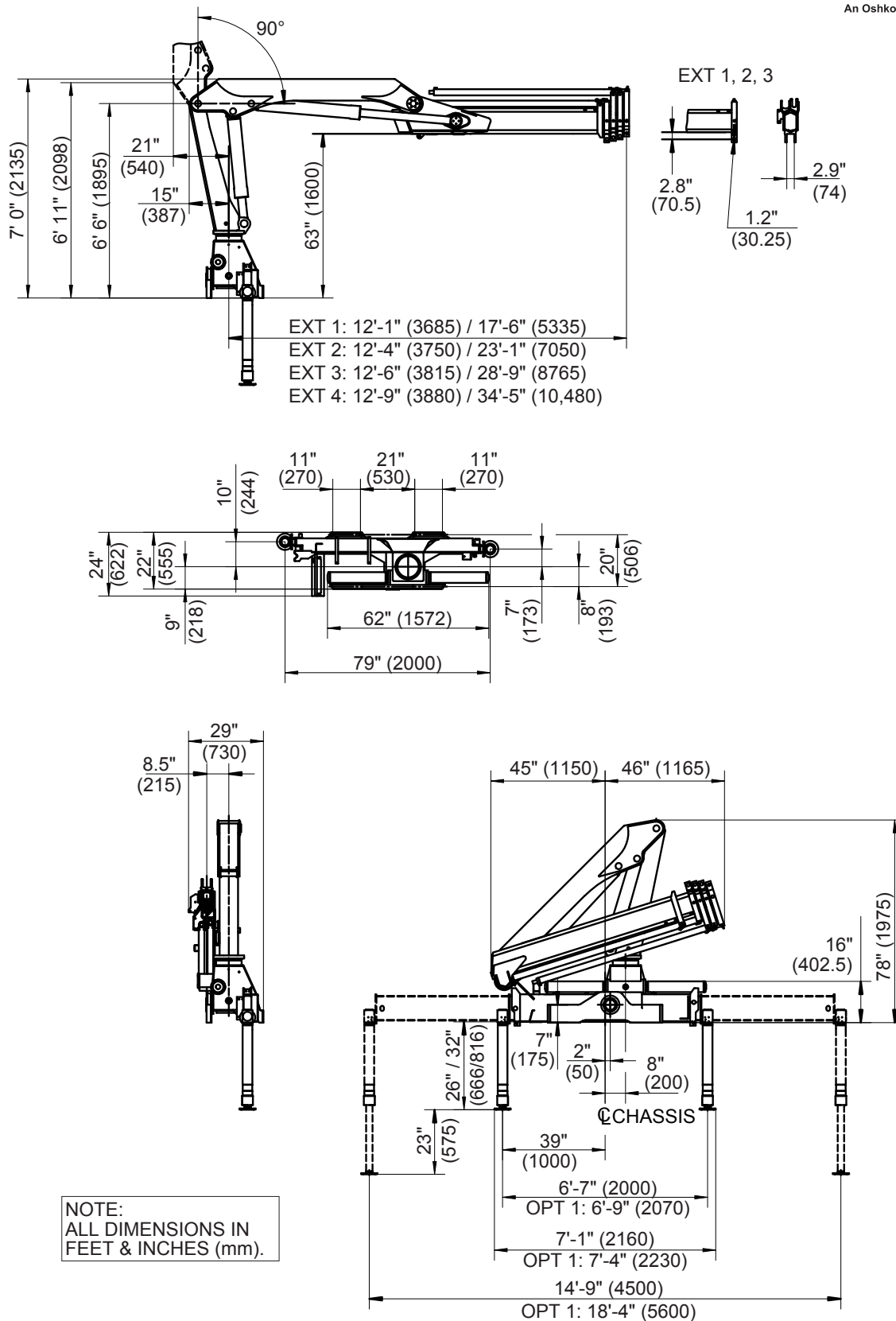


# 8/55 Articulating Crane



An Oshkosh Corporation Company

## Geometric Configurations



### Iowa Mold Tooling Co., Inc.

500 Highway 18 West P.O. Box 189 Garner, Iowa 50438-0189  
800-247-5958 641-923-3711 Fax: 641-923-6063 www.imt.com

IMT reserves the right to make changes in engineering, design, and specifications; add improvements; or discontinue manufacturing at any time without notice or obligation.

IMT and the IMT LOGO are registered trademarks or trademarks of Iowa Mold Tooling Co., Inc., Garner, IA, USA.

© 2008 Iowa Mold Tooling Co., Inc. All Rights Reserved.